

Key figures 2017/18

Sales Volume
+6.3%

2 million
tonnes

EBIT
+21.2% in local currencies

554.0
CHF million

Net Profit
+31.0% in local currencies

357.4
CHF million

Free cash flow

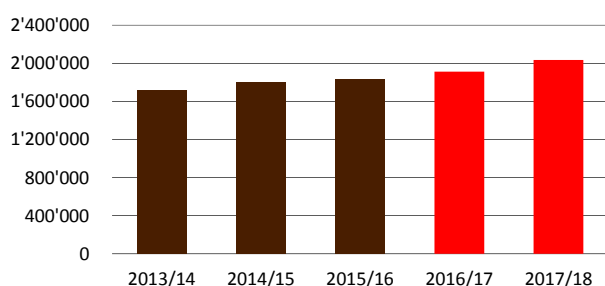
311.9
CHF million

Proposed dividend
Payout ratio 37%

24.00
CHF per share

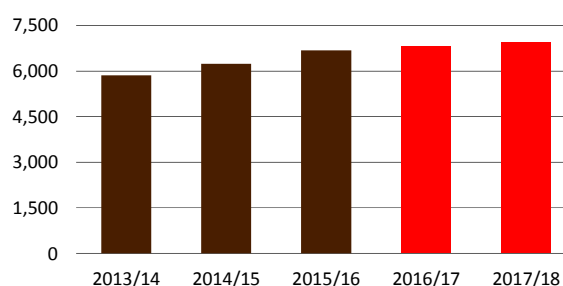
Sales Volume

In tonnes



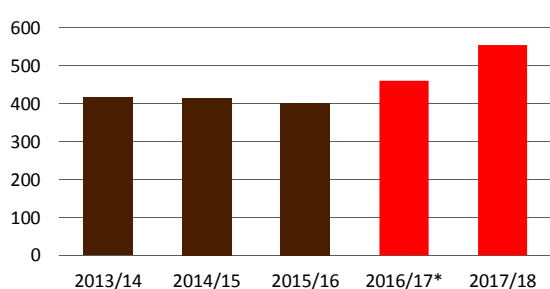
Sales Revenue

In CHF million



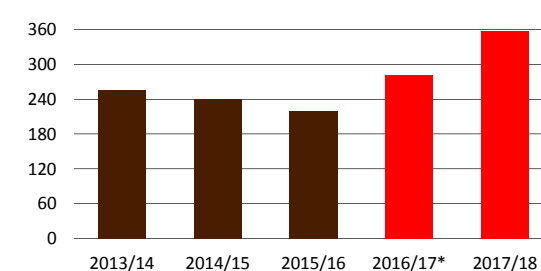
EBIT

In CHF million



Net profit for the year

In CHF million

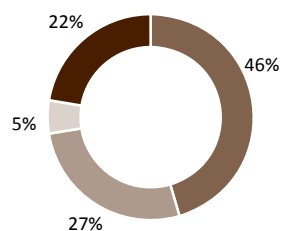


* See page 48, Summary of Accounting Policies – Restatement and reclassification of prior year comparatives.

Sales Volume by Region

In tonnes

EMEA	925,144
Americas	549,287
Asia Pacific	105,777
Global Cocoa	455,649



Sales Volume by Product Group

In tonnes

Food Manufacturers Products	1,338,311
Cocoa Products	455,649
Gourmet & Specialties Products	241,897

